



**Cambridge Assessment International Education**  
Cambridge Ordinary Level

CANDIDATE  
NAME

--

CENTRE  
NUMBER

--	--	--	--	--

CANDIDATE  
NUMBER

--	--	--	--

## CHEMISTRY

5070/32

## Paper 3 Practical Test

October/November 2019

**1 hour 30 minutes**

Candidates answer on the Question Paper.

Additional Materials: As listed in the Confidential Instructions

## READ THESE INSTRUCTIONS FIRST

Write your centre number, candidate number and name on all the work you hand in.

Write in dark blue or black pen.

You may use an HB pencil for any diagrams or graphs.

Do not use staples, paper clips, glue or correction fluid.

DO **NOT** WRITE IN ANY BARCODES.

Answer **all** questions.

Electronic calculators may be used.

Qualitative Analysis Notes are printed on page 8.

You should show the essential steps in any calculations and record experimental results in the spaces provided on the Question Paper.

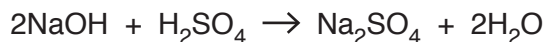
At the end of the examination, fasten all your work securely together.

The number of marks is given in brackets [ ] at the end of each question or part question.

For Examiner's Use	
1	
2	
Total	

This document consists of **8** printed pages.

- 1 The reaction of sulfuric acid and sodium hydroxide is exothermic.



When dilute sulfuric acid is added to aqueous sodium hydroxide, the temperature of the mixture increases.

**P** is 1.25 mol/dm<sup>3</sup> sodium hydroxide solution.

**Q** is dilute sulfuric acid.

**(a) Experiment 1**

- Pipette 25.0 cm<sup>3</sup> of **P** into a plastic cup supported in a beaker. Measure the temperature of **P** to the nearest 0.5 °C and record the value in column E of the table.
- Put **Q** into a burette. Measure 5.0 cm<sup>3</sup> of **Q** from the burette into a 25 cm<sup>3</sup> measuring cylinder. To the **Q** in the measuring cylinder, add water until the total volume of liquid in the cylinder is 25 cm<sup>3</sup>.
- Pour this mixture into the plastic cup containing **P**. Stir, using the thermometer, and measure the highest temperature reached. Record the value in column F of the table.
- Empty the plastic cup and rinse it with water.

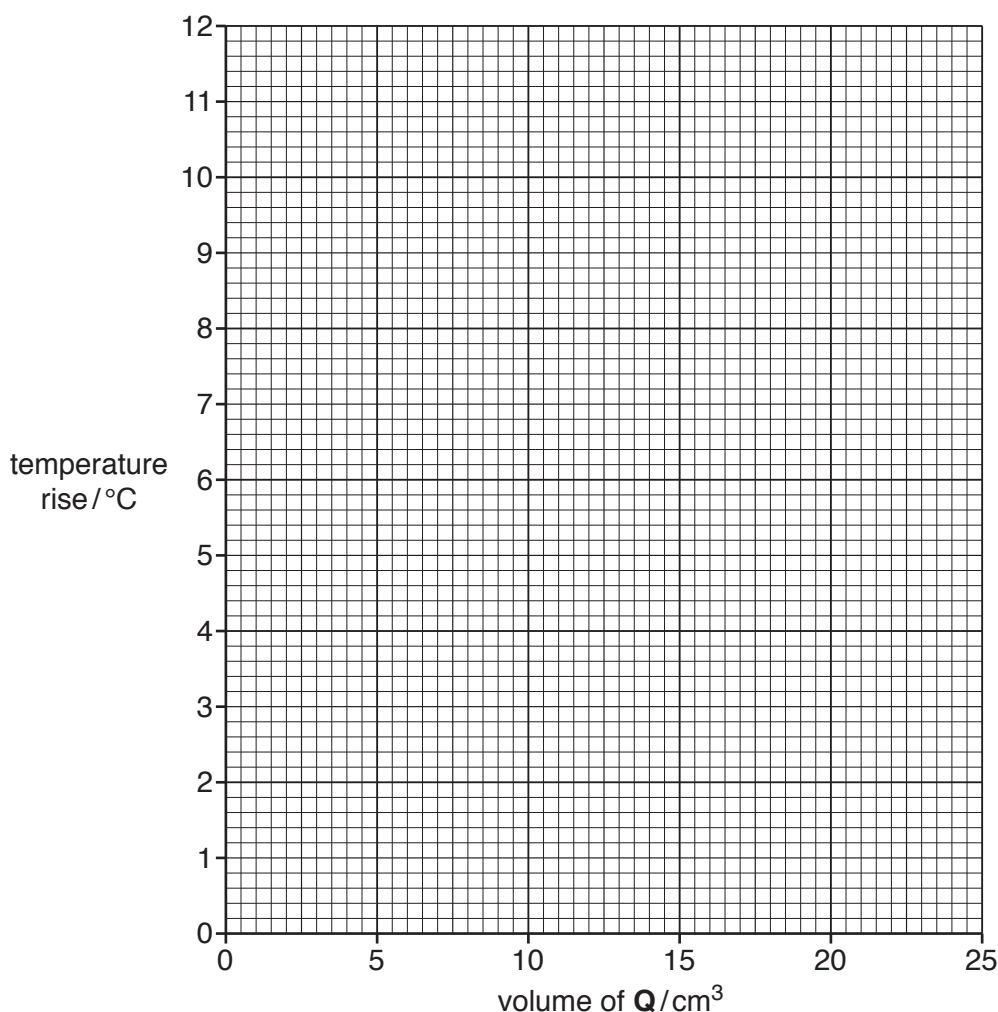
**Experiments 2–7**

- Repeat **Experiment 1** using the different volumes of **Q** and water given in columns C and D of the table. Refill the burette as necessary.
- Calculate the temperature rise for each of experiments **1–7** and record in column G of the table.

A	B	C	D	E	F	G
experiment number	volume of <b>P</b> /cm <sup>3</sup>	volume of <b>Q</b> /cm <sup>3</sup>	volume of water /cm <sup>3</sup>	initial temperature of <b>P</b> /°C	highest temperature of mixture /°C	temperature rise /°C
1	25.0	5.0	20			
2	25.0	10.0	15			
3	25.0	12.0	13			
4	25.0	16.0	9			
5	25.0	18.0	7			
6	25.0	20.0	5			
7	25.0	25.0	0			

[12]

- (b) Plot a graph of temperature rise (column G) against volume of **Q** (column C) on the grid. Use these points to draw two intersecting straight lines.



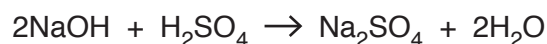
[3]

- (c) From the graph, read the volume of **Q** where the two lines cross.

volume of **Q** ..... cm<sup>3</sup> [1]

- (d) Your answer in (c) is the volume of **Q** that exactly neutralises 25.0 cm<sup>3</sup> of **P**.

Calculate the concentration, in mol/dm<sup>3</sup>, of sulfuric acid in **Q**. Give your answer to 2 significant figures.



concentration of sulfuric acid in **Q** ..... mol/dm<sup>3</sup> [2]

- (e) Explain why the reaction of the sulfuric acid and sodium hydroxide is carried out in a plastic cup.

.....  
..... [1]

- (f) Suggest **two** ways in which the accuracy of the temperature rises in the experiments can be improved.

1 .....  
.....  
2 .....  
..... [2]

[Total: 21]

**Please turn over.**

2 You are provided with solid **R** and solution **S**.

(a) Carry out the following tests and record your observations in the table.  
 You should test and name any gas evolved.

test no.	test	observations
1	To 2cm depth of dilute hydrochloric acid in a hard glass test-tube, add a piece of <b>R</b> . Gently warm the mixture until the reaction begins.  Once the reaction is complete, keep the solution for use in tests 2 and 3.	
2	To about half of the solution from test 1 in a test-tube, add aqueous sodium hydroxide until no further change occurs.	
3	To the other portion of the solution from test 1 in a test-tube, add aqueous ammonia until no further change occurs.	
4	To 1 cm depth of aqueous sodium hydroxide in a boiling tube, add a small amount of solid sodium nitrate. Then heat the mixture until it just begins to boil.  Place the hot boiling tube and its contents in a test-tube rack and then add a piece of <b>R</b> .	
5	To 2cm depth of <b>S</b> in a test-tube, add a piece of <b>R</b> . Mix well and allow to stand for a few minutes.	

test no.	test	observations
<b>6</b>	To 2cm depth of <b>S</b> in a test-tube, add a few drops of aqueous silver nitrate.  Keep the mixture for use in tests <b>7</b> and <b>8</b> .	
<b>7</b>	To about half of the mixture from test <b>6</b> in a test-tube, add an equal volume of dilute nitric acid.	
<b>8</b>	To the other portion of the mixture from test <b>6</b> in a test-tube, add aqueous ammonia until no further change occurs.	

[16]

**(b) Conclusions**

Identify solid **R**.

Solid **R** is .....

Identify the cation and the anion in **S**.

The cation in **S** is ..... and the anion in **S** is .....

[3]

[Total: 19]

## QUALITATIVE ANALYSIS NOTES

### Tests for anions

<i>anion</i>	<i>test</i>	<i>test result</i>
carbonate ( $\text{CO}_3^{2-}$ )	add dilute acid	effervescence, carbon dioxide produced
chloride ( $\text{Cl}^-$ ) [in solution]	acidify with dilute nitric acid, then add aqueous silver nitrate	white ppt.
iodide ( $\text{I}^-$ ) [in solution]	acidify with dilute nitric acid, then add aqueous silver nitrate	yellow ppt.
nitrate ( $\text{NO}_3^-$ ) [in solution]	add aqueous sodium hydroxide, then add aluminium foil; warm carefully	ammonia produced
sulfate ( $\text{SO}_4^{2-}$ ) [in solution]	acidify with dilute nitric acid, then add aqueous barium nitrate	white ppt., insoluble in excess dilute nitric acid

### Tests for aqueous cations

<i>cation</i>	<i>effect of aqueous sodium hydroxide</i>	<i>effect of aqueous ammonia</i>
aluminium ( $\text{Al}^{3+}$ )	white ppt., soluble in excess, giving a colourless solution	white ppt., insoluble in excess
ammonium ( $\text{NH}_4^+$ )	ammonia produced on warming	—
calcium ( $\text{Ca}^{2+}$ )	white ppt., insoluble in excess	no ppt.
chromium(III) ( $\text{Cr}^{3+}$ )	green ppt., soluble in excess, giving a green solution	green ppt., insoluble in excess
copper(II) ( $\text{Cu}^{2+}$ )	light blue ppt., insoluble in excess	light blue ppt., soluble in excess, giving a dark blue solution
iron(II) ( $\text{Fe}^{2+}$ )	green ppt., insoluble in excess	green ppt., insoluble in excess
iron(III) ( $\text{Fe}^{3+}$ )	red-brown ppt., insoluble in excess	red-brown ppt., insoluble in excess
zinc ( $\text{Zn}^{2+}$ )	white ppt., soluble in excess, giving a colourless solution	white ppt., soluble in excess, giving a colourless solution

### Tests for gases

<i>gas</i>	<i>test and test result</i>
ammonia ( $\text{NH}_3$ )	turns damp red litmus paper blue
carbon dioxide ( $\text{CO}_2$ )	turns limewater milky
chlorine ( $\text{Cl}_2$ )	bleaches damp litmus paper
hydrogen ( $\text{H}_2$ )	'pops' with a lighted splint
oxygen ( $\text{O}_2$ )	relights a glowing splint

Permission to reproduce items where third-party owned material protected by copyright is included has been sought and cleared where possible. Every reasonable effort has been made by the publisher (UCLES) to trace copyright holders, but if any items requiring clearance have unwittingly been included, the publisher will be pleased to make amends at the earliest possible opportunity.

To avoid the issue of disclosure of answer-related information to candidates, all copyright acknowledgements are reproduced online in the Cambridge Assessment International Education Copyright Acknowledgements Booklet. This is produced for each series of examinations and is freely available to download at [www.cambridgeinternational.org](http://www.cambridgeinternational.org) after the live examination series.

Cambridge Assessment International Education is part of the Cambridge Assessment Group. Cambridge Assessment is the brand name of the University of Cambridge Local Examinations Syndicate (UCLES), which itself is a department of the University of Cambridge.