
COMPUTER SCIENCE

9608/43

Paper 4 Written Paper

October/November 2019

MARK SCHEME

Maximum Mark: 75

Published

This mark scheme is published as an aid to teachers and candidates, to indicate the requirements of the examination. It shows the basis on which Examiners were instructed to award marks. It does not indicate the details of the discussions that took place at an Examiners' meeting before marking began, which would have considered the acceptability of alternative answers.

Mark schemes should be read in conjunction with the question paper and the Principal Examiner Report for Teachers.

Cambridge International will not enter into discussions about these mark schemes.

Cambridge International is publishing the mark schemes for the October/November 2019 series for most Cambridge IGCSE™, Cambridge International A and AS Level components and some Cambridge O Level components.

This document consists of **19** printed pages.



Cambridge Assessment
International Education

PUBLISHED**Generic Marking Principles**

These general marking principles must be applied by all examiners when marking candidate answers. They should be applied alongside the specific content of the mark scheme or generic level descriptors for a question. Each question paper and mark scheme will also comply with these marking principles.

GENERIC MARKING PRINCIPLE 1:

Marks must be awarded in line with:

- the specific content of the mark scheme or the generic level descriptors for the question
- the specific skills defined in the mark scheme or in the generic level descriptors for the question
- the standard of response required by a candidate as exemplified by the standardisation scripts.

GENERIC MARKING PRINCIPLE 2:

Marks awarded are always **whole marks** (not half marks, or other fractions).

GENERIC MARKING PRINCIPLE 3:

Marks must be awarded **positively**:

- marks are awarded for correct/valid answers, as defined in the mark scheme. However, credit is given for valid answers which go beyond the scope of the syllabus and mark scheme, referring to your Team Leader as appropriate
- marks are awarded when candidates clearly demonstrate what they know and can do
- marks are not deducted for errors
- marks are not deducted for omissions
- answers should only be judged on the quality of spelling, punctuation and grammar when these features are specifically assessed by the question as indicated by the mark scheme. The meaning, however, should be unambiguous.

GENERIC MARKING PRINCIPLE 4:

Rules must be applied consistently e.g. in situations where candidates have not followed instructions or in the application of generic level descriptors.

PUBLISHED**GENERIC MARKING PRINCIPLE 5:**

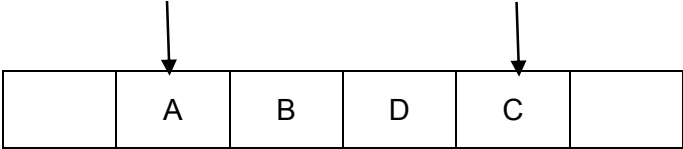

Marks should be awarded using the full range of marks defined in the mark scheme for the question (however; the use of the full mark range may be limited according to the quality of the candidate responses seen).

GENERIC MARKING PRINCIPLE 6:

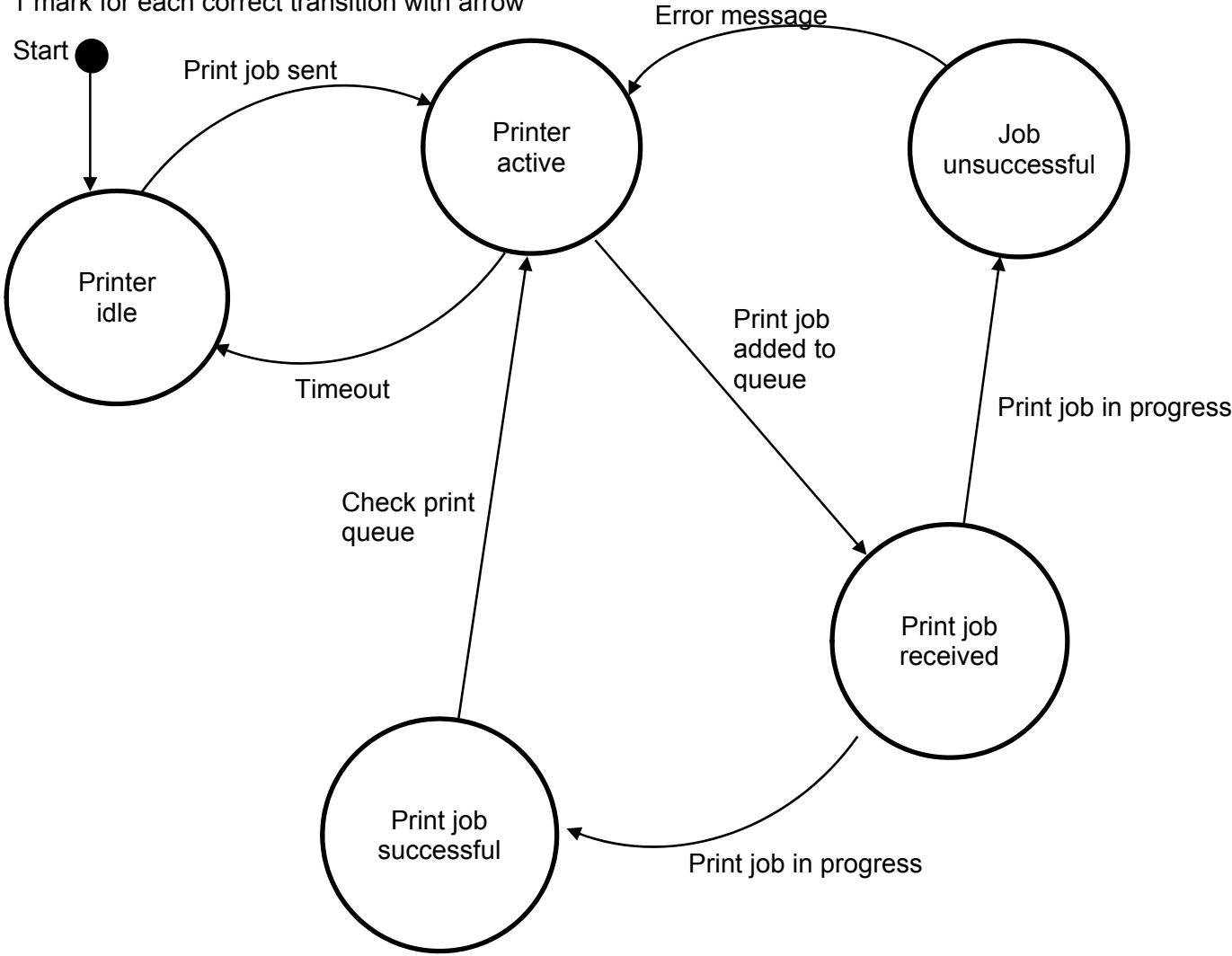
Marks awarded are based solely on the requirements as defined in the mark scheme. Marks should not be awarded with grade thresholds or grade descriptors in mind.

Question	Answer	Marks
1(a)(i)	<p>1 mark for each correct Activity and time</p> <ul style="list-style-type: none"> • B 3 • C 10 (following B) • D 7 (following B) • E 3 (following C and D) • G 2 (following F) • H 2 (following F) 	6
1(a)(ii)	The shortest time to complete the project // the sequence of activities that must be completed to avoid delaying the project	1
1(a)(iii)	<p>1 mark for identify, max 1 for description</p> <ul style="list-style-type: none"> • GANTT • A table that has time across the top and activities on the left, boxes are coloured to show dependencies and find critical path // colour in the boxes to show the length of time for each task 	2

PUBLISHED

Question	Answer	Marks
1(b)(i)	<p>A, B, C and D in correct places with no alteration to start and end pointer</p> <div style="text-align: center;"> <p>Start Pointer End Pointer</p>  </div>	1
1(b)(ii)	<p>1 mark per bullet point</p> <ul style="list-style-type: none"> • correct jobs in correct order... • ... correct location of start pointer • ... correction location of new end pointer <div style="text-align: center;"> <p>End Pointer Start Pointer</p>  </div>	3
1(b)(iii)	<p>1 mark from:</p> <ul style="list-style-type: none"> • An error message would be generated 	1

Question	Answer	Marks
1(b)(iv)	<p>1 mark for each correct line</p> <pre> FUNCTION Remove RETURNS STRING DECLARE PrintJob : STRING IF StartPointer = EndPointer THEN RETURN "Empty" ELSE PrintJob ← Queue[StartPointer] IF StartPointer = 5 THEN StartPointer ← 0 ELSE StartPointer ← StartPointer + 1 ENDIF RETURN PrintJob ENDIF ENDFUNCTION </pre>	4
1(b)(v)	<p>1 mark per bullet point</p> <ul style="list-style-type: none"> • A stack is Last In First Out (LIFO) while a queue is First In First Out (FIFO) • The queue removes and returns the element at start pointer // item is removed from the start/head // • A stack would remove and return the element at end pointer // item is removed from the end 	2

Question	Answer	Marks
1(c)	<p>1 mark for each correct transition with arrow</p>  <pre> graph TD Start((Start)) --> Idle((Printer idle)) Idle -- "Print job sent" --> Active((Printer active)) Active -- "Timeout" --> Idle Active -- "Print job added to queue" --> Added((Print job added to queue)) Added -- "Print job in progress" --> Received((Print job received)) Received -- "Print job in progress" --> Successful((Print job successful)) Successful -- "Check print queue" --> Active Received -- "Print job in progress" --> Unsuccessful((Job unsuccessful)) Unsuccessful -- "Error message" --> Active </pre>	5

PUBLISHED

Question	Answer	Marks																																																																											
1(d)(i)	1 mark per bullet <ul style="list-style-type: none">Way of modelling logicShow all possible outputs // shows every possible outcome // all outcomes based on the inputsDetermine which action to take in specific conditions // how different conditions affect the actions/outcomes	2																																																																											
1(d)(ii)	1 mark for each row Accept Y/X/ticks as long as clear which are Y. Accept N/X/– for empty spaces <table><tr><td></td><td></td><td colspan="8">Rules</td></tr><tr><td rowspan="3">Conditions</td><td>Document printed, but quality is poor</td><td>Y</td><td>Y</td><td>Y</td><td>Y</td><td>N</td><td>N</td><td>N</td><td>N</td></tr><tr><td>Error light is flashing on printer</td><td>Y</td><td>Y</td><td>N</td><td>N</td><td>Y</td><td>Y</td><td>N</td><td>N</td></tr><tr><td>Document printed, but paper size is incorrect</td><td>Y</td><td>N</td><td>Y</td><td>N</td><td>Y</td><td>N</td><td>Y</td><td>N</td></tr><tr><td rowspan="4">Actions</td><td>Check connection from computer to printer</td><td></td><td></td><td></td><td></td><td></td><td>X</td><td></td><td></td></tr><tr><td>Check ink status</td><td>X</td><td>X</td><td>X</td><td>X</td><td></td><td></td><td></td><td></td></tr><tr><td>Check if there is a paper jam</td><td></td><td></td><td></td><td></td><td></td><td>X</td><td></td><td></td></tr><tr><td>Check paper size selected</td><td>X</td><td></td><td>X</td><td></td><td>X</td><td></td><td>X</td><td></td></tr></table>			Rules								Conditions	Document printed, but quality is poor	Y	Y	Y	Y	N	N	N	N	Error light is flashing on printer	Y	Y	N	N	Y	Y	N	N	Document printed, but paper size is incorrect	Y	N	Y	N	Y	N	Y	N	Actions	Check connection from computer to printer						X			Check ink status	X	X	X	X					Check if there is a paper jam						X			Check paper size selected	X		X		X		X		4
		Rules																																																																											
Conditions	Document printed, but quality is poor	Y	Y	Y	Y	N	N	N	N																																																																				
	Error light is flashing on printer	Y	Y	N	N	Y	Y	N	N																																																																				
	Document printed, but paper size is incorrect	Y	N	Y	N	Y	N	Y	N																																																																				
Actions	Check connection from computer to printer						X																																																																						
	Check ink status	X	X	X	X																																																																								
	Check if there is a paper jam						X																																																																						
	Check paper size selected	X		X		X		X																																																																					

PUBLISHED

Question	Answer										Marks
1(d)(iii)	1 mark each for each correct column										5
	Accept –/X for empty spaces. Accept Y/X/Ticks as long as clear which are used										
		Rules									
Conditions	Document printed, but quality is poor	Y	Y	N	N	N					
	Error light is flashing on printer				Y	N					
	Document printed, but paper size is incorrect	Y	N	Y	N	N					
Actions	Check connection from computer to printer				X						
	Check ink status	X	X								
	Check if there is a paper jam				X						
	Check paper size selected	X		X							

PUBLISHED

Question	Answer	Marks
1(e)(i)	<p>1 mark per bullet point to max 4</p> <ul style="list-style-type: none"> • Method header and close (where necessary) with three parameters • Initialised PrintID, FirstName, LastName and Credits ... • ... to the parameters • Initialised Credits to 50 <p>PYTHON</p> <pre>def __init__(self, NewFN, NewLN, NewPrintID): self.__PrintID = NewPrintID self.__FirstName = NewFN self.__LastName = NewLN self.__Credits = 50</pre> <p>PASCAL</p> <pre>Constructor NewPrintAccount.Create(NewFN, NewLN, NewPrintID); begin PrintID := NewPrintID; FirstName = NewFN; LastName = NewLN; Credits := 50; end;</pre> <p>VB</p> <pre>Public Sub New(NewFN, NewLN, NewPrintID As String) PrintID = NewPrintID FirstName = NewFN LastName = NewLN Credits = 50 End Sub</pre>	4

PUBLISHED

Question	Answer	Marks
1(e)(ii)	<p>1 mark per bullet point</p> <ul style="list-style-type: none"> • method/procedure header (and close where appropriate) taking a parameter • <code>FirstName</code> is set to parameter <p>PYTHON</p> <pre>def __SetFirstName(self, NewFirstName): self.__FirstName = NewFirstName</pre> <p>PASCAL</p> <pre>procedure SetFirstName(newFirstName : String); begin FirstName := newFirstName; end;</pre> <p>VB</p> <pre>public sub SetFirstName(NewFirstName As String) FirstName = NewFirstName End Sub</pre>	2

PUBLISHED

Question	Answer	Marks
1(e)(iii)	<p>1 mark per bullet point</p> <ul style="list-style-type: none"> • concatenates <code>FirstName</code>, space and <code>LastName</code> ... • ... function/method header without parameter and returns (generated) value <p>PYTHON</p> <pre>def __GetName(self): return(self.__FirstName + " " + self.__LastName)</pre> <p>PASCAL</p> <pre>function GetName(); begin result := FirstName + " " + LastName end;</pre> <p>VB</p> <pre>public function GetName() As String return(FirstName & " " & LastName) End Function</pre>	2

PUBLISHED

Question	Answer	Marks
1(e)(iv)	<p>1 mark per each correct bullet point from:</p> <ul style="list-style-type: none"> • Procedure/method header and close (where necessary) passing MoneyInput • At least 3 constants (e.g. freecredit10, freecredit20, twenty, 10, creditperdollar) • If MoneyInput < 10 calculate MoneyInput * 25 • If MoneyInput > 9 and MoneyInput < 20 then calculate MoneyInput * 25 + 25 • If MoneyInput > 19 then calculate MoneyInput * 25 + 50 • All three correct calculations add to Credits, not overwrite • Efficient IF (i.e. elseif) <p>PYTHON</p> <pre>def __AddCredits(self, MoneyInput): CreditPerDollar = 25 FreeCredit10 = 25 FreeCredit20 = 50 Twenty = 20 Ten = 10 if MoneyInput >= Twenty: Credits = Credits + (MoneyInput * CreditPerDollar) + FreeCredit20 elif MoneyInput >= Ten: Credits = Credits + (MoneyInput * CreditPerDollar) + FreeCredit10 else: Credits = Credits + (MoneyInput * CreditPerDollar)</pre>	6

PUBLISHED

Question	Answer	Marks
1(e)(iv)	<p>PASCAL</p> <pre> procedure AddCredits(MoneyInput : Real); const CreditPerDollar = 25 const FreeCredit10 = 25 const FreeCredit20 = 50 const Twenty = 20 const Ten = 10 begin If MoneyInput >= Twenty Then Credits := Credits + (MoneyInput * CreditPerDollar) + FreeCredit20; Else If MoneyInput >= Ten Then Credits := Credits + (MoneyInput * CreditPerDollar) + FreeCredit10; Else Credits := Credits + (MoneyInput * CreditPerDollar); end;</pre> <p>VB.NET</p> <pre> Public Sub AddCredits(MoneyInput As Integer) Const CreditPerDollar As Integer = 25 Const FreeCredit10 As Integer = 25 Const FreeCredit20 AS integer = 50 Const Twenty As Integer = 20 Const Ten AS Integer = 10 If MoneyInput >= Twenty Then Credits = Credits + (MoneyInput * CreditPerDollar) + FreeCredit20 Else If MoneyInput >= Ten Then Credits = Credits + (MoneyInput * CreditPerDollar) + FreeCredit10 Else Credits = Credits + (MoneyInput * CreditPerDollar) End If End Sub</pre>	

PUBLISHED

Question	Answer	Marks
1(e)(v)	<p>1 mark per bullet</p> <ul style="list-style-type: none">• Declaring <code>StudentAccounts</code> as array of 1000 elements...• ...of type <code>PrintAccount</code> <p>DECLARE <code>StudentAccounts</code> ARRAY[0:999] OF <code>PrintAccount</code></p>	2

PUBLISHED

Question	Answer	Marks
1(e)(vi)	<p>1 mark per bullet point to max 8</p> <ul style="list-style-type: none"> • Generating ID with '1' at the end all in lowercase from parameters • Loop through array to last occupied element ... • ... Check if the <code>PrintID</code> already exists • ... using <code>GetPrintID()</code> • ... increment number at end of <code>PrintID</code> • Create a new instance of <code>PrintAccount</code> ... • ... sending <code>FirstName</code>, <code>LastName</code>, <code>PrintID</code> as parameters • adding new account to <code>StudentAccounts</code> at position <code>NumberStudents</code> • Increment <code>NumberStudents</code> <p>VB.NET</p> <pre> Sub CreateId(firstName, lastName) Dim count As Integer Dim PrintID = Left(firstName, 3).ToLower & Left(lastname, 3).ToLower & "1" Dim studentAdd As Integer = 0 If numberStudents <> 0 Then For x = 0 To numberStudents - 1 If studentAccounts(x).getPrintID() = username Then PrintID = PrintID + 1 username = Left(firstName, 3).ToLower & Left(lastname, 3).ToLower & PrintID.ToString End If Next studentAdd = numberStudents End If studentAccounts(studentAdd) = New printAccount(firstName, lastname, username) numberStudents = numberStudents + 1 </pre>	8

Question	Answer	Marks
1(e)(vi)	<p>Python</p> <pre>def CreateID(firstname, lastname): count = 0 PrintID = firstname[0:3].lower() + lastname[-3].lower() + "1" StudentAdd = 0 if numberStudents != 0: for x in range(0, numberStudents): if studentAccounts[x].getPrintID() == username: PrintID = PrintID + 1 username = firstname[0:3].lower() + lastname[0:3].lower + str(PrintID) studentAdd = numberStudents studentAccounts[studentAdd] = printAccount(firstname, lastname, username) numberStudents = numberStudents + 1</pre> <p>Pascal</p> <pre>procedure CreateID(firstname : String, lastname: String); var count : Integer; studentAdd : Integer; PrintID : String; begin studentAdd := 0; PrintID := LowerCase(substr(firstname,0,3)) + LowerCase(substr(lastname,0,3))+ "1"; if numberStudents <> 0: for x := 0 To numberStudents - 1; if studentAccounts[x].getPrintID() = username: PrintID := PrintID + 1; username := LowerCase(substr(firstname, 3) + LowerCase(substr(lastname,0,3))+str(PrintID); studentAdd := numberStudents; studentAccounts[studentAdd] := printAccount.Create(firstname, lastname, username); numberStudents := numberStudents + 1</pre>	

Question	Answer				Marks
2	1 mark for each highlighted section				9
	Label	Op Code	Operand	Comment	
	LOOP:	LDD	ANSWER	// Load the value from ANSWER	
		ADD	NUMONE	// Add the value from NUMONE	[1]
		STO	ANSWER		[1]
		LDD	COUNT	// Load the value from COUNT	[1]
		INC	ACC	// Increment the Accumulator	[1]
		STO	COUNT		[1]
		CMP	NUMTWO	// Is NUMTWO = COUNT?	[1]
		JPN	LOOP	// If false, jump to LOOP	[1]
		LDD	ANSWER	// Load the value from ANSWER	[1]
		OUT		// output ANSWER to the screen	[1]
		END		// End of program	
	NUMONE:	2			
	NUMTWO:	4			
	COUNT:	0			
	ANSWER:	0			

PUBLISHED

Question	Answer	Marks
3	<p>1 mark per bullet point to max 3</p> <ul style="list-style-type: none"> • Logic error // it is programmed incorrectly • There was an error in the design // the correct requirements were not stated • Run-time error // division by 0 // stack overflow // end of file reached // library not available // linking/loading error • Not adequately/correctly tested 	3

Question	Answer	Marks								
4	<div>1 mark for each term.</div> <table><tr><th>Definition</th><th>Term</th></tr><tr><td>Software is tested by an in-house team of dedicated testers.</td><td>Alpha testing/black-box/white-box</td></tr><tr><td>Software is tested by the customer before it is signed off.</td><td>Acceptance testing</td></tr><tr><td>Software is tested by a small selection of users before general release</td><td>Beta testing</td></tr></table>	Definition	Term	Software is tested by an in-house team of dedicated testers.	Alpha testing/black-box/white-box	Software is tested by the customer before it is signed off.	Acceptance testing	Software is tested by a small selection of users before general release	Beta testing	3
Definition	Term									
Software is tested by an in-house team of dedicated testers.	Alpha testing/black-box/white-box									
Software is tested by the customer before it is signed off.	Acceptance testing									
Software is tested by a small selection of users before general release	Beta testing									